




Nº.	Descripción de Productos	Presentación y/o Unidad de Medida	Mercado Nuevo	Mercado Conaprope	Mercado los Mina	Mercado Villa Consuelo	Mercado Cristo Rey	Merca Santo Domingo	Resumen General					
									Medía y/o Promedio Global	Precios Mínimo	Precios Máximo	Moda	Mediana	Desviación Estándar
<b>1-Cereales</b>														
1	Arroz Súper Selecto	Libra	30.00	30.00	33.33	33.00	31.00	31.33	31.44	30.00	33.33	30.00	31.17	1.44
2	Arroz Selecto	Libra	27.00	28.00	28.00	27.33	27.33	28.00	27.61	27.00	28.00	28.00	27.67	0.44
3	Arroz Superior	Libra	22.00	25.00	22.67	23.67	22.67	23.33	23.22	22.00	25.00	22.67	23.00	1.05
4	Maíz Amarillo	Libra	20.00	23.67	25.00	23.00	22.00	22.00	22.61	20.00	25.00	22.00	22.50	1.71
<b>2-Leguminosas Secas</b>														
5	Habichuela Yacomelo	Libra	65.00	70.00	75.00	70.00	70.00	61.67	68.61	61.67	75.00	70.00	70.00	4.64
6	Habichuela Roja José Beta	Libra	70.00	75.00	75.00	75.00	75.00	61.67	71.94	61.67	75.00	75.00	75.00	5.42
7	Habichuela Negra	Libra	50.00	50.00	55.00	55.00	50.00	50.00	51.67	50.00	55.00	50.00	50.00	2.58
8	Habichuela Blanca Importada	Libra	58.33	55.00	55.00	60.00	50.00	50.00	54.72	50.00	60.00	55.00	55.00	4.14
9	Habichuela Gira Pinta	Libra	50.00	50.00	56.67	60.00	50.00	50.00	52.78	50.00	60.00	50.00	50.00	4.43
10	Guandul Verde en Grano	Libra	116.67	131.67	125.00	136.67	111.67	136.67	126.39	111.67	136.67	136.67	128.33	10.51
<b>3- Pecuarios</b>														
11	Res Bola	Libra	160.00	230.00	175.00	170.00	175.00	208.33	186.39	160.00	230.00	175.00	175.00	26.86
12	Res Cadera	Libra	160.00	230.00	175.00	170.00	175.00	208.33	186.39	160.00	230.00	175.00	175.00	26.86
13	Res Pecho	Libra	125.00	135.00	125.00	130.00	125.00	114.00	125.67	114.00	135.00	125.00	125.00	6.98
14	Res Rotí	Libra	165.00	270.00	180.00	170.00	175.00	236.67	199.44	165.00	270.00	#N/D	177.50	43.34
15	Chuleta de Cerdo Fresca	Libra	120.00	120.00	115.00	115.00	125.00	111.67	117.78	111.67	125.00	120.00	117.50	4.79
16	Chuleta de Cerdo Ahumada	Libra	120.00	120.00	115.00	115.00	120.00	108.33	116.39	108.33	120.00	120.00	117.50	4.64
17	Pierna de Cerdo	Libra	110.00	115.00	110.00	110.00	120.00	100.00	110.83	100.00	120.00	110.00	110.00	6.65
<b>4- Pollo</b>														
18	Pollo Procesado	Libra	70.00	80.00	75.00	75.00	70.00	78.67	74.78	70.00	80.00	70.00	75.00	4.20
<b>5-Avícolas</b>														
19	Huevos Grandes	Cartón 30 Uds.	210.00	200.00	240.00	210.00	210.00	190.00	210.00	190.00	240.00	210.00	210.00	16.73
<b>6-Oleaginosas</b>														
20	Coco Seco	Unidad	50.00	50.00	60.00	50.00	60.00	50.00	53.33	50.00	60.00	50.00	50.00	5.16

Indica el establecimiento que presentó el precio mínimo.  
 Indica el establecimiento que presentó el precio máximo.  
 Indica que no estaban disponibles al momento del levantamiento.

NO.	Descripción de Productos	Presentación y/o Unidad de Medida	Mercado Nuevo	Mercado Conaprope	Mercado los Mina	Mercado Villa Consuelo	Mercado Cristo Rey	Merca Santo Domingo	Resumen General					
									Media y/o Promedio Global	Precios Mínimo	Precios Máximo	Moda	Mediana	Desviación Estándar
<b>7-Hortalizas Vegetales</b>														
21	Ají Cubanela Verde	libra	26.67	35.00	35.00	35.00	36.67	26.67	32.50	26.67	36.67	35.00	35.00	4.56
22	Ají Gustoso Verde	Lata/1Kilo	71.67	100.00	81.67	150.00	150.00	70.00	103.89	70.00	150.00	#N/D	90.83	#N/D
23	Ají Morrón	Libra	41.67	51.67	46.67	50.00	73.33	38.33	50.28	38.33	73.33	#N/D	48.33	12.36
24	Ajo Primera	Libra	100.00	90.00	120.00	105.00	135.00	81.67	105.28	81.67	135.00	#N/D	102.50	19.59
25	Ajo Criollo	Libra							#DIV/0!	-	-	#N/D	#INUM!	#N/D
26	Auyama Criolla	Libra	30.00	35.00	30.00	30.00	45.00	25.00	32.50	25.00	45.00	30.00	30.00	6.89
27	Berenjena Morada	Libra	20.00	31.25	23.33		25.00	21.67	24.25	20.00	31.25	#N/D	23.33	4.33
28	Cebolla Roja	Libra	58.33	65.00	60.00	60.00	60.00	48.33	58.61	48.33	65.00	#N/D	60.00	5.52
29	Cebolla Amarilla Importada	Libra		50.00		50.00	60.00	50.00	52.50	50.00	60.00	#N/D	50.00	5.00
30	Molondrón	Libra	20.00	35.00	30.00	31.67	31.67	23.33	28.61	20.00	35.00	31.67	30.83	5.72
31	Pepino	Libra	21.43	31.90	28.57	21.43	23.81	17.67	24.13	17.67	31.90	21.43	22.62	5.23
32	Tayota	Unidad	20.00	25.00	25.00	20.00	26.67	20.00	22.78	20.00	26.67	20.00	22.50	3.10
33	Lechuga en hojas	Unidad	30.00	50.00		25.00	33.33	26.67	33.00	25.00	50.00	#N/D	30.00	10.03
34	Lechuga Repollada	Libra	31.67	40.00	33.33	30.00	36.67	21.67	32.22	21.67	40.00	#N/D	32.50	6.30
35	Remolacha	Libra	36.67	35.00	30.00	30.00	35.00	21.67	31.39	21.67	36.67	35.00	32.50	5.52
36	Repollo Blanco	Unidad	93.33	100.00	103.33	110.00	100.00	71.67	96.39	71.67	110.00	100.00	100.00	13.27
37	Tomate Ensalada	Libra	38.33	41.67	35.00	35.00	50.00	30.00	38.33	30.00	50.00	#N/D	36.67	6.91
38	Tomate Bugalú	Libra	21.67	35.00	25.00	26.67	28.33	20.00	26.11	20.00	35.00	#N/D	25.83	5.34
39	Zanahoria	Libra	21.67	31.67	25.00	25.00	25.00	20.00	24.72	20.00	31.67	25.00	25.00	4.00
40	Coliflor	Libra	40.00	60.00	63.33	50.00	56.67	40.00	51.67	40.00	63.33	40.00	53.33	10.06
41	Brócolis	Libra	40.00	60.00	65.00	43.33	56.67	40.00	50.83	40.00	65.00	40.00	50.00	11.04
42	Vainita Larga	Libra	40.00		60.00	40.00	50.00	41.67	46.33	40.00	60.00	40.00	41.67	8.69
43	Rábano	Libra	40.00		100.00	61.67	80.00	45.00	65.33	40.00	100.00	#N/D	61.67	24.93
44	Espinaca	Paq/3.5 lb	87.50	91.67	198.33	157.50	189.58	105.00	138.26	87.50	198.33	#N/D	131.25	49.93
45	Cilantro	Paq.	46.67	68.33	60.00	85.00	75.00	38.33	62.22	38.33	85.00	#N/D	64.17	17.53
46	Verdurita	Paq/1.5 lb	43.33	73.33	80.00	85.00	75.00	43.33	66.67	43.33	85.00	43.33	74.17	18.53
47	Apio	Paq/1.5 lb	26.67	43.33	40.00	40.00	40.00	30.00	36.67	26.67	43.33	40.00	40.00	6.67
48	Puerro	Paq/lb	75.00	98.33	100.00	116.67	100.00	83.33	95.56	75.00	116.67	100.00	99.17	14.59

 Indica el establecimiento que presentó el precio mínimo.  
 Indica el establecimiento que presentó el precio máximo.  
 Indica que no estaban disponibles al momento del levantamiento.

NO.	Descripción de Productos	Presentación y/o Unidad de Medida	Mercado Nuevo	Mercado Conaprope	Mercado los Mina	Mercado Villa Consuelo	Mercado Cristo Rey	Merca Santo Domingo	Resumen General					
									Media y/o Promedio Global	Precios Mínimo	Precios Máximo	Moda	Mediana	Desviación Estándar
<b>8-Raíces y Tubérculos ( Viveres)</b>														
49	Batata Blanca	Libra	21.67	25.00	25.00	25.00	21.67	21.00	23.22	21.00	25.00	25.00	23.33	1.96
50	Ñame Americano	Libra	40.00	46.67	45.00	40.00	50.00	38.33	43.33	38.33	50.00	40.00	42.50	4.59
51	Ñame Mina	Libra	50.00	50.00	58.33	45.00	63.33	45.00	51.94	45.00	63.33	50.00	50.00	7.41
52	Papa	Libra	20.00	22.00	25.00	25.00	25.00	20.00	22.83	20.00	25.00	25.00	23.50	2.48
53	Yautía Amarilla	Libra	60.00	60.00	65.00	58.33	65.00	58.33	61.11	58.33	65.00	60.00	60.00	3.10
54	Yautía Blanca	Libra	58.33	60.00	60.00	58.33	60.00	55.00	58.61	55.00	60.00	60.00	59.17	1.95
55	Yautía Coco	Libra	35.00	41.67	35.00	40.00	40.00	36.67	38.06	35.00	41.67	35.00	38.33	2.87
56	Yuca Bilin	Libra	26.00	29.33	25.00	25.00	30.00	25.00	26.72	25.00	30.00	25.00	25.50	2.32
<b>9-Musaceas</b>														
57	Plátano Grande	Unidad	23.00	20.67	22.00	25.00	25.00	18.33	22.33	18.33	25.00	25.00	22.50	2.59
58	Plátano Mediano	Unidad	20.00	18.00	18.00	16.67	20.00	15.67	18.06	15.67	20.00	20.00	18.00	1.74
59	Plátano FHIA - 20	Unidad	10.00	11.33		10.00		9.00	10.08	9.00	11.33	10.00	10.00	0.96
60	Guineo Verde	Unidad	5.67	6.00	5.00	6.00	5.33	5.00	5.50	5.00	6.00	6.00	5.50	0.46
<b>10- Frutas</b>														
61	Aguacate (Benny)	Unidad	23.33	38.33	33.33	28.33	50.00	31.67	34.17	23.33	50.00	#N/D	32.50	9.23
62	Lechosa (Red Lady)Grande	Unidad	95.00	80.00	125.00	100.00	100.00	90.00	98.33	80.00	125.00	100.00	97.50	15.06
63	Lechosa (Red Lady) Mediana	Unidad	75.00	60.00	80.00	80.00	75.00	65.00	72.50	60.00	80.00	75.00	75.00	8.22
64	Lechosa (Red Lady) Pequeña	Unidad	60.00	40.00	63.33	63.33	60.00	53.33	56.67	40.00	63.33	60.00	60.00	8.94
65	Guineo Maduro	Unidad	6.00	5.00	5.00	5.67	5.33	4.00	5.17	4.00	6.00	5.00	5.17	0.69
66	Limón Criollo	Docena	60.00						60.00	60.00	60.00	#N/D	60.00	#DIV/0!
67	Limón Persa	Docena	41.33	86.67	46.67	60.00	60.00	31.04	54.28	31.04	86.67	60.00	53.33	19.39
68	Melón Cantaloupe Grande	Unidad	63.33	76.67	78.33	50.00	75.00	75.00	69.72	50.00	78.33	75.00	75.00	11.03
69	Melón Cantaloupe Mediano	Unidad	43.33	62.33	60.00			43.33	52.25	43.33	62.33	43.33	51.67	10.34
70	Naranja Agria	Docena	72.00	200.00	140.00	120.00	180.00	80.00	132.00	72.00	200.00	#N/D	130.00	51.85
71	Naranja Valencia	Docena	136.00	248.33		100.00		113.33	149.42	100.00	248.33	#N/D	124.67	67.60
72	Piña Grande	Unidad	93.33	75.00	80.00	116.67		73.33	87.67	73.33	116.67	#N/D	80.00	18.01
73	Piña Mediana	Unidad	73.33	63.33	63.33	93.33	60.00	46.67	66.67	46.67	93.33	63.33	63.33	15.63
74	Sandía Fonda Grande	Unidad	300.00	300.00				323.33	307.78	300.00	323.33	300.00	300.00	13.47
75	Sandía Fonda Mediana	Unidad	208.33	200.00	200.00	216.67	233.33	270.00	221.39	200.00	270.00	200.00	212.50	26.88
76	Sandía Fonda Pequeña	Unidad	150.00	125.00	175.00	216.67		112.00	155.73	112.00	216.67	#N/D	150.00	41.76
77	Chinola	Docena	148.00	141.67	160.00	153.33	120.00	166.67	148.28	120.00	166.67	#N/D	150.67	16.40
78	Zapote Grande	Unidad	30.00	41.67	35.00	20.00	40.00	43.33	35.00	20.00	43.33	#N/D	37.50	8.82
79	Zapote Mediano	Unidad	21.67	27.67	35.00	15.00	38.33	32.50	28.36	15.00	38.33	#N/D	30.08	8.77
80	Cereza	Lata	51.67		53.33	43.33	35.00		45.83	35.00	53.33	#N/D	47.50	8.44

Fuente : Pro- Consumidor Departamento Análisis de Publicidad y Precios

Indica el establecimiento que presentó el precio mínimo.  
 Indica el establecimiento que presentó el precio máximo.  
 Indica que no estaban disponibles al momento del levantamiento.