




Nº.	Descripción de Productos	Presentación y/o Unidad de Medida	Mercados							Resumen General					
			Nuevo	Conaprope	los Mina	Villa Consuelo	Cristo Rey	Mercado Modelo	Merca Santo Domingo	Media y/o Promedio Global	Precios Mínimo	Precios Máximo	Moda	Mediana	Desviación Estándar
1-Cereales															
1	Arroz Súper Selecto	Libra	35.00	30.00	35.00	33.00	30.00	30.00	30.00	31.86	30.00	35.00	30.00	30.00	2.41
2	Arroz Selecto	Libra	27.00	25.00	30.00	28.00	34.00	28.00	28.00	28.57	25.00	34.00	28.00	28.00	2.82
3	Arroz Superior	Libra	25.00	26.00	24.00	22.00	29.00	25.00		25.17	22.00	29.00	25.00	25.00	2.32
4	Maíz Amarillo	Libra	25.00	22.00	25.00	23.00	24.00	28.00	15.00	23.14	15.00	28.00	25.00	24.00	4.06
2-Leguminosas Secas															
5	Habichuela Yacomelo	Libra	60.00	70.00	60.00	70.00	65.00	65.00	60.00	64.29	60.00	70.00	60.00	65.00	4.50
6	Habichuela Roja José Beta	Libra	60.00	75.00	65.00	70.00	65.00	75.00	60.00	67.14	60.00	75.00	60.00	65.00	6.36
7	Habichuela Negra	Libra	50.00	50.00	50.00	55.00	50.00	50.00	50.00	50.71	50.00	55.00	50.00	50.00	1.89
8	Habichuela Blanca Importada	Libra	50.00	65.00	50.00	60.00	55.00	60.00	60.00	57.14	50.00	65.00	60.00	60.00	5.67
9	Habichuela Gira Pinta	Libra	45.00	50.00	45.00	60.00	50.00	50.00	50.00	50.00	45.00	60.00	50.00	50.00	5.00
10	Guandul Verde en Grano	Libra	100.00	110.00	100.00	100.00	80.00		105.00	99.17	80.00	110.00	100.00	100.00	10.21
3- Pecuarios															
11	Res Bola	Libra	160.00	225.00	175.00	170.00	175.00	200.00	200.00	186.43	160.00	225.00	175.00	175.00	22.68
12	Res Cadera	Libra	160.00	225.00	175.00	170.00	175.00	200.00	200.00	186.43	160.00	225.00	175.00	175.00	22.68
13	Res Pecho	Libra	125.00	125.00	115.00	130.00	175.00	138.00	110.00	131.14	110.00	175.00	125.00	125.00	21.43
14	Res Rotí	Libra	160.00		175.00	170.00	175.00	200.00	250.00	188.33	160.00	250.00	175.00	175.00	32.96
15	Chuleta de Cerdo Fresca	Libra	120.00	110.00	120.00	110.00	135.00	130.00	130.00	122.14	110.00	135.00	120.00	120.00	9.94
16	Chuleta de Cerdo Ahumada	Libra	110.00	115.00	110.00	100.00	115.00	140.00	100.00	112.86	100.00	140.00	110.00	110.00	13.50
17	Pierna de Cerdo	Libra	120.00	115.00	120.00	120.00	135.00	140.00	100.00	121.43	100.00	140.00	120.00	120.00	13.14
4- Pollo															
18	Pollo Procesado	Libra	75.00	78.00	80.00	80.00	75.00	75.00	77.00	77.14	75.00	80.00	75.00	77.00	2.27
5-Avícolas															
19	Huevos Grandes	Cartón 30 Uds.	190.00	190.00	190.00	210.00	200.00	200.00	200.00	197.14	190.00	210.00	190.00	200.00	7.56
6-Oleaginosas															
20	Coco Seco	Unidad	50.00	60.00	50.00	40.00	30.00	50.00	50.00	47.14	30.00	60.00	50.00	50.00	9.51

Indica el establecimiento que presentó el precio mínimo.
 Indica el establecimiento que presentó el precio máximo.
 Indica que no estaban disponibles al momento del levantamiento.

NO.	Descripción de Productos	Presentación y/o Unidad de Medida	Mercados							Resumen General					
			Nuevo	Conaprove	los Mina	Villa Consuelo	Cristo Rey	Mercado Modelo	Merca Santo Domingo	Media y/o Promedio Global	Precios Mínimo	Precios Máximo	Moda	Mediana	Desviación Estándar
7-Hortalizas Vegetales															
21	Ají Cubanela Verde	Libra	30.00	40.00	40.00	35.00	30.00	35.00	30.00	34.29	30.00	40.00	30.00	35.00	4.50
22	Ají Gustoso Verde	Libra	100.00	100.00	100.00	100.00	150.00	100.00	90.00	105.71	90.00	150.00	#N/D	100.00	#N/D
23	Ají Morrón	Libra	60.00	90.00	80.00	80.00	60.00	60.00		71.67	60.00	90.00	60.00	70.00	13.29
24	Ajo Primera	Libra	80.00	100.00	100.00	100.00	100.00	80.00	80.00	91.43	80.00	100.00	#N/D	100.00	10.69
25	Auyama Criolla	Libra	30.00	35.00	35.00	35.00	35.00	35.00	32.00	33.86	30.00	35.00	35.00	35.00	2.04
26	Berenjena Morada	Libra		35.00		20.00		20.00	23.00	24.50	20.00	35.00	20.00	21.50	7.14
27	Cebolla Roja	Libra	25.00	35.00	30.00	40.00	30.00	35.00	35.00	32.86	25.00	40.00	#N/D	35.00	4.88
28	Cebolla Amarilla Importada	Libra	25.00	40.00	40.00	40.00		30.00	35.00	35.00	25.00	40.00	#N/D	37.50	6.32
29	Molondrón	Libra	35.00	70.00	40.00	35.00	40.00	35.00	30.00	40.71	30.00	70.00	35.00	35.00	13.36
30	Pepino	Libra		20.00		20.00		15.00	15.00	17.50	15.00	20.00	20.00	17.50	2.89
31	Tayota	Unidad	25.00	30.00	25.00	20.00	20.00	20.00	15.00	22.14	15.00	30.00	20.00	20.00	4.88
32	Lechuga en hojas	Unidad	25.00	40.00	25.00	20.00	40.00	20.00	30.00	28.57	20.00	40.00	25.00	25.00	8.52
33	Lechuga Repollada	Libra	25.00	35.00	35.00	25.00	20.00	20.00	20.00	25.71	20.00	35.00	20.00	25.00	6.73
34	Remolacha	Libra	25.00	30.00	20.00	25.00	40.00	20.00	25.00	26.43	20.00	40.00	25.00	25.00	6.90
35	Repollo Blanco	Unidad	100.00	100.00	80.00	100.00	60.00	100.00	70.00	87.14	60.00	100.00	100.00	100.00	17.04
36	Tomate Ensalada	Libra	20.00	40.00	25.00	30.00	20.00	20.00	25.00	25.71	20.00	40.00	#N/D	25.00	7.32
37	Tomate Bugalú	Libra	20.00	25.00	20.00	20.00	20.00	20.00	15.00	20.00	15.00	25.00	20.00	20.00	2.89
38	Zanahoria	Libra	20.00	25.00	20.00	25.00	20.00	15.00	20.00	20.71	15.00	25.00	20.00	20.00	3.45
39	Coliflor	Libra	40.00	60.00	50.00	50.00	40.00	30.00	40.00	44.29	30.00	60.00	40.00	40.00	9.76
40	Brócolis	Libra	35.00	60.00	50.00	50.00	50.00	30.00	40.00	45.00	30.00	60.00	50.00	50.00	10.41
41	Vainita Larga	Libra	40.00		60.00	50.00	70.00	40.00	60.00	53.33	40.00	70.00	40.00	55.00	12.11
42	Rábano	Libra	30.00	60.00	75.00	50.00	80.00	40.00	40.00	53.57	30.00	80.00	40.00	50.00	18.87
43	Espinaca	Paq. Grande	75.00	100.00	100.00	100.00	100.00	60.00	79.00	87.71	60.00	100.00	100.00	100.00	16.38
44	Cilantro	Paq. Grande	75.00	60.00	40.00	60.00	50.00	40.00	40.00	52.14	40.00	75.00	40.00	50.00	13.50
45	Verdurita	Paq. Grande	50.00	60.00	50.00	50.00	50.00		50.00	51.67	50.00	60.00	50.00	50.00	4.08
46	Apio	Libra	30.00	30.00	40.00	35.00	50.00	30.00	50.00	37.86	30.00	50.00	30.00	35.00	9.06
47	Puerro	Paq. Grande	100.00	100.00	100.00	100.00	80.00	75.00	90.00	92.14	75.00	100.00	100.00	100.00	10.75

 Indica El Establecimiento que Presentó Precio Mínimo.
 Indica El Establecimiento que Presentó Precio Máximo.
 Indica Que No Estaban Disponibles al Momento Del Levantamiento.

NO.	Descripción de Productos	Presentación y/o Unidad de Medida	Mercados							Resumen General					
			Nuevo	Conaprope	los Mina	Villa Consuelo	Cristo Rey	Mercado Modelo	Merca Santo Domingo	Media y/o Promedio Global	Precios Mínimo	Precios Máximo	Moda	Mediana	Desviación Estándar
8-Raíces y Tubérculos (Viveres)															
48	Batata Blanca	Libra	20.00	25.00	25.00	25.00	25.00	20.00	25.00	23.57	20.00	25.00	25.00	25.00	2.44
49	Ñame Americano	Libra	60.00	55.00	60.00	60.00	60.00	60.00	55.00	58.57	55.00	60.00	60.00	60.00	2.44
50	Ñame Mina	Libra	70.00	85.00	50.00				65.00	67.50	50.00	85.00	#N/D	67.50	14.43
51	Papa	Libra	30.00	28.00	25.00	25.00	30.00	30.00	25.00	27.57	25.00	30.00	30.00	28.00	2.51
52	Yautía Amarilla	Libra	70.00	70.00	80.00	70.00	80.00	70.00	70.00	72.86	70.00	80.00	70.00	70.00	4.88
53	Yautía Blanca	Libra	65.00	70.00	60.00	70.00	60.00	70.00	62.00	65.29	60.00	70.00	70.00	65.00	4.72
54	Yautía Coco	Libra	50.00	55.00	60.00		60.00	60.00	50.00	55.83	50.00	60.00	60.00	57.50	4.92
55	Yuca Bilin	Libra	30.00	32.00	30.00	30.00	35.00	35.00	24.00	30.86	24.00	35.00	30.00	30.00	3.76
9-Musaceas															
56	Plátano Grande	Unidad	26.00	25.00	20.00	20.00	35.00	30.00	23.00	25.57	20.00	35.00	20.00	25.00	5.44
57	Plátano Mediano	Unidad	23.00	20.00	15.00	15.00	25.00	25.00	18.00	20.14	15.00	25.00	15.00	20.00	4.34
58	Plátano FHIA - 20	Unidad	16.00	10.00					12.00	12.67	10.00	16.00	#N/D	12.00	3.06
59	Guineo Verde	Unidad	6.00	5.00	5.00	6.00	7.00	7.00	5.00	5.86	5.00	7.00	5.00	6.00	0.90
10- Frutas															
60	Aguacate (Benny)	Unidad	35.00	50.00	40.00	25.00	60.00	50.00	25.00	40.71	25.00	60.00	50.00	40.00	13.36
61	Lechosa (Red Lady)Grande	Unidad	70.00	100.00	150.00	80.00	75.00	70.00	60.00	86.43	60.00	150.00	70.00	75.00	30.65
62	Lechosa (Red Lady) Mediana	Unidad	60.00	50.00	50.00	60.00	45.00	40.00	30.00	47.86	30.00	60.00	60.00	50.00	10.75
63	Lechosa (Red Lady) Pequeña	Unidad	50.00	30.00			35.00	25.00	25.00	33.00	25.00	50.00	25.00	30.00	10.37
64	Guineo Maduro	Unidad	8.00	5.00	8.00	8.00	8.00		5.00	7.00	5.00	8.00	8.00	8.00	1.55
65	Limón Criollo	Docena	180.00	150.00		120.00			138.00	147.00	120.00	180.00	#N/D	144.00	25.22
66	Limón Persa	Docena	180.00	192.00	180.00	180.00	250.00	156.00	116.00	179.14	116.00	250.00	180.00	180.00	40.23
67	Melón Cantaloupe Grande	Unidad	75.00	100.00	80.00	70.00		60.00		77.00	60.00	100.00	#N/D	75.00	14.83
68	Melón Cantaloupe Mediano	Unidad	60.00	50.00	40.00	60.00	50.00	40.00	75.00	53.57	40.00	75.00	60.00	50.00	12.49
69	Naranja Agria	Docena	144.00	150.00	120.00	180.00	180.00	150.00	150.00	153.43	120.00	180.00	150.00	150.00	21.03
70	Naranja Valencia	Docena	144.00	200.00	120.00		180.00	150.00	120.00	152.33	120.00	200.00	120.00	147.00	32.26
71	Piña Grande	Unidad	100.00	100.00	80.00	70.00	75.00	70.00	75.00	81.43	70.00	100.00	100.00	75.00	13.14
72	Piña Mediana	Unidad	80.00	50.00	50.00		50.00	40.00	45.00	52.50	40.00	80.00	50.00	50.00	14.05
73	Sandía Fonda Grande	Unidad	250.00	200.00	200.00		250.00		250.00	230.00	200.00	250.00	250.00	250.00	27.39
74	Sandía Fonda Mediana	Unidad	200.00	125.00	150.00	200.00	150.00	125.00	200.00	164.29	125.00	200.00	200.00	150.00	34.93
75	Sandía Fonda Pequeña	Unidad	150.00	100.00	100.00	150.00		100.00	150.00	125.00	100.00	150.00	150.00	125.00	27.39
76	Chinola	Docena	200.00	240.00	220.00	240.00	220.00	180.00	200.00	214.29	180.00	240.00	200.00	220.00	22.25
77	Zapote Grande	Unidad	50.00	40.00	40.00	35.00	45.00		30.00	40.00	30.00	50.00	40.00	40.00	7.07
78	Zapote Mediano	Unidad	35.00	25.00	25.00		32.50	25.00	25.00	27.92	25.00	35.00	25.00	25.00	4.59
79	Mango	Unidad	40.00	20.00	30.00	20.00	25.00		25.00	26.67	20.00	40.00	#N/D	25.00	#N/D
80	Cereza	Lata Grande	200.00	200.00	200.00	200.00	200.00	200.00	170.00	195.71	170.00	200.00	200.00	200.00	11.34

Fuente : Pro- Consumidor Departamento Análisis de Publicidad y Precios

Indica El Establecimiento que Presentó Precio Mínimo.
Indica El Establecimiento que Presentó Precio Máximo.
Indica Que No Estaban Disponibles al Momento Del Levantamiento.