




Nº.	Descripción de Productos	Presentación y/o Unidad de Medida	Mercados							Resumen General						
			Nuevo	Conaprope	los Mina	Villa Consuelo	Cristo Rey	Mercado Modelo	Merca Santo Domingo	Media y/o Promedio Global	Precios Mínimo	Precios Máximo	Moda	Mediana	Desviación Estándar	
1-Cereales																
1	Arroz Súper Selecto	Libra	30.00	33.00	32.00	30.00	32.00	30.00	28.00	30.71	28.00	33.00	30.00	30.00	1.70	
2	Arroz Selecto	Libra	25.00	30.00	28.00	28.00	28.00	28.00	26.00	27.57	25.00	30.00	28.00	28.00	1.62	
3	Arroz Superior	Libra	23.00	25.00	24.00	25.00	23.00	29.00	24.83	23.00	29.00	23.00	24.50	2.23		
4	Maíz Amarillo	Libra	20.00	25.00	25.00	25.00	23.00	20.00	40.00	25.43	20.00	40.00	25.00	25.00	6.80	
2-Leguminosas Secas																
5	Habichuela Yacomelo	Libra	60.00	70.00	65.00	70.00	65.00	65.00	65.00	65.71	60.00	70.00	65.00	65.00	3.45	
6	Habichuela Roja José Beta	Libra	65.00	75.00	70.00	70.00	60.00	75.00	65.00	68.57	60.00	75.00	65.00	70.00	5.56	
7	Habichuela Negra	Libra	55.00	50.00	50.00	50.00	53.00	50.00	50.00	51.14	50.00	55.00	50.00	50.00	2.04	
8	Habichuela Blanca Importada	Libra	50.00	50.00	55.00	55.00	55.00	60.00	60.00	55.00	50.00	60.00	55.00	55.00	4.08	
9	Habichuela Gira Pinta	Libra	50.00	50.00	50.00	50.00	50.00	50.00	55.00	50.71	50.00	55.00	50.00	50.00	1.89	
10	Guandul Verde en Grano	Libra	120.00	130.00	120.00	120.00	110.00	150.00	120.00	124.29	110.00	150.00	120.00	120.00	12.72	
3- Pecuarios																
11	Res Bola	Libra	160.00	225.00	170.00	170.00	175.00	200.00	151.00	178.71	151.00	225.00	170.00	170.00	25.43	
12	Res Cadera	Libra	160.00	225.00	170.00	170.00	175.00	200.00	151.00	178.71	151.00	225.00	170.00	170.00	25.43	
13	Res Pecho	Libra	125.00	125.00	120.00	125.00	135.00	130.00	103.00	123.29	103.00	135.00	125.00	125.00	10.11	
14	Res Rotí	Libra	160.00	225.00	170.00	170.00	175.00	200.00	210.00	187.14	160.00	225.00	170.00	175.00	24.47	
15	Chuleta de Cerdo Fresca	Libra	125.00	110.00	110.00	120.00	125.00	130.00	88.00	115.43	88.00	130.00	125.00	120.00	14.30	
16	Chuleta de Cerdo Ahumada	Libra	105.00	115.00	110.00	115.00	120.00	130.00	89.99	112.14	89.99	130.00	115.00	115.00	12.54	
17	Pierna de Cerdo	Libra	130.00	115.00	105.00	125.00	135.00	130.00	85.00	117.86	85.00	135.00	130.00	125.00	17.76	
4- Pollo																
18	Pollo Procesado	Libra	65.00	75.00	70.00	75.00	75.00	70.00	65.00	70.71	65.00	75.00	75.00	70.00	4.50	
5-Avícolas																
19	Huevos Grandes	Cartón 30 Uds.	150.00	170.00	180.00	180.00	160.00	180.00	180.00	171.43	150.00	180.00	180.00	180.00	12.15	
6-Oleaginosas																
20	Coco Seco	Unidad	50.00	60.00	40.00	50.00	60.00	50.00	50.00	51.43	40.00	60.00	50.00	50.00	6.90	

Indica el establecimiento que presentó el precio mínimo.
 Indica el establecimiento que presentó el precio máximo.
 Indica que no estaban disponibles al momento del levantamiento.

NO.	Descripción de Productos	Presentación y/o Unidad de Medida	Mercados							Resumen General					
			Nuevo	Conaprope	los Mina	Villa Consuelo	Cristo Rey	Mercado Modelo	Merca Santo Domingo	Media y/o Promedio Global	Precios Mínimo	Precios Máximo	Moda	Mediana	Desviación Estándar
7-Hortalizas Vegetales															
21	Ají Cubanela Verde	Libra	30.00	35.00	35.00	30.00	40.00	25.00	30.00	32.14	25.00	40.00	30.00	30.00	4.88
22	Ají Gustoso Verde	Libra	100.00	100.00	120.00	75.00	140.00	100.00	90.00	103.57	75.00	140.00	#N/D	100.00	#N/D
23	Ají Morrón	Libra	40.00	50.00	50.00	40.00	60.00	30.00	35.00	43.57	30.00	60.00	40.00	40.00	10.29
24	Ajo Primera	Libra	100.00	110.00	90.00	100.00	120.00	100.00	80.00	100.00	80.00	120.00	#N/D	100.00	12.91
25	Auyama Criolla	Libra	40.00	45.00	40.00	50.00	60.00	40.00	40.00	45.00	40.00	60.00	40.00	40.00	7.64
26	Berenjena Morada	Libra	20.00	25.00	20.00	20.00	25.00	27.00	25.00	23.14	20.00	27.00	20.00	25.00	3.02
27	Cebolla Roja	Libra	35.00	35.00	30.00	30.00	30.00	30.00	30.00	31.43	30.00	35.00	#N/D	30.00	2.44
28	Cebolla Amarilla Importada	Libra	35.00	40.00	40.00	30.00	40.00	25.00	28.00	34.00	25.00	40.00	#N/D	35.00	6.35
29	Molondrón	Libra	30.00	20.00	50.00	40.00	60.00	35.00	35.00	38.57	20.00	60.00	35.00	35.00	13.14
30	Pepino	Libra	15.00	20.00	20.00	20.00	20.00	30.00	15.00	20.00	15.00	30.00	20.00	20.00	5.00
31	Tayota	Unidad	25.00	35.00	25.00	30.00	35.00	25.00	20.00	27.86	20.00	35.00	25.00	25.00	5.67
32	Lechuga en hojas	Unidad	50.00		30.00	50.00	50.00	20.00	30.00	38.33	20.00	50.00	50.00	40.00	13.29
33	Lechuga Repollada	Libra	50.00	50.00	40.00	40.00	60.00	30.00	20.00	41.43	20.00	60.00	50.00	40.00	13.45
34	Remolacha	Libra	30.00	25.00	25.00	20.00	20.00	20.00	20.00	22.86	20.00	30.00	20.00	20.00	3.93
35	Repollo Blanco	Unidad	120.00	125.00	100.00	125.00	80.00	100.00	70.00	102.86	70.00	125.00	125.00	100.00	21.96
36	Tomate Ensalada	Libra	35.00	50.00	40.00	35.00	40.00	25.00	25.00	35.71	25.00	50.00	#N/D	35.00	8.86
37	Tomate Bugalú	Libra	35.00	40.00	35.00	30.00	40.00	30.00	30.00	34.29	30.00	40.00	30.00	35.00	4.50
38	Zanahoria	Libra	30.00	30.00	25.00	25.00	25.00	20.00	18.00	24.71	18.00	30.00	25.00	25.00	4.54
39	Coliflor	Libra	60.00	50.00	60.00	50.00	70.00	35.00	45.00	52.86	35.00	70.00	60.00	50.00	11.50
40	Brócolis	Libra	60.00	50.00	60.00	60.00	70.00	50.00	40.00	55.71	40.00	70.00	60.00	60.00	9.76
41	Vainita Larga	Libra	60.00	50.00	50.00	80.00	80.00	50.00	70.00	62.86	50.00	80.00	50.00	60.00	13.80
42	Rábano	Libra	50.00	60.00	75.00	80.00	49.00	40.00	35.00	55.57	35.00	80.00	#N/D	50.00	17.00
43	Espinaca	Paquete Grande	50.00	75.00	150.00	80.00	150.00	80.00	80.00	95.00	50.00	150.00	80.00	80.00	39.05
44	Cilantro	Paquete Grande	50.00	100.00	100.00	100.00	80.00	65.00	70.00	80.71	50.00	100.00	100.00	80.00	20.09
45	Verdurita	Paquete Grande	150.00	75.00	100.00	100.00	120.00	125.00	100.00	110.00	75.00	150.00	100.00	100.00	23.98
46	Apio	Libra	40.00	40.00	60.00	50.00	60.00	35.00	25.00	44.29	25.00	60.00	40.00	40.00	13.05
47	Puerro	Paquete Grande	150.00	100.00	100.00	150.00	125.00	100.00	70.00	113.57	70.00	150.00	100.00	100.00	29.54

 Indica El Establecimiento que Presentó Precio Mínimo.
 Indica El Establecimiento que Presentó Precio Máximo.
 Indica Que No Estaban Disponibles al Momento Del Levantamiento.

NO.	Descripción de Productos	Presentación y/o Unidad de Medida	Mercados							Resumen General					
			Nuevo	Conaprope	los Mina	Villa Consuelo	Cristo Rey	Mercado Modelo	Merca Santo Domingo	Media y/o Promedio Global	Precios Mínimo	Precios Máximo	Moda	Mediana	Desviación Estándar
8-Raíces y Tubérculos (Viveres)															
48	Batata Blanca	Libra	20.00	20.00	20.00	20.00	25.00	25.00	20.00	21.43	20.00	25.00	20.00	20.00	2.44
49	Ñame Americano	Libra	50.00	60.00	60.00	60.00	70.00	70.00	50.00	60.00	50.00	70.00	60.00	60.00	8.16
50	Ñame Mina	Libra	70.00			80.00	90.00		80.00	80.00	70.00	90.00	80.00	80.00	8.16
51	Papa	Libra	30.00	29.00	25.00	25.00	30.00	25.00	24.00	26.86	24.00	30.00	25.00	25.00	2.67
52	Yautía Amarilla	Libra	70.00	70.00	75.00	70.00	75.00	80.00	75.00	73.57	70.00	80.00	70.00	75.00	3.78
53	Yautía Blanca	Libra	70.00	70.00	75.00	70.00	70.00	80.00	70.00	72.14	70.00	80.00	70.00	70.00	3.93
54	Yautía Coco	Libra	50.00	50.00	55.00	60.00	50.00	60.00	50.00	53.57	50.00	60.00	50.00	50.00	4.76
55	Yuca Bilin	Libra	30.00	30.00	25.00	30.00	35.00	30.00	28.00	29.71	25.00	35.00	30.00	30.00	2.98
9-Musaceas															
56	Plátano Grande	Unidad	25.00	20.00	23.00	30.00	25.00	25.00	20.00	24.00	20.00	30.00	25.00	25.00	3.46
57	Plátano Mediano	Unidad	20.00		20.00	20.00	20.00	20.00	15.00	19.17	15.00	20.00	20.00	20.00	2.04
58	Plátano FHIA - 20	Unidad	12.00						10.00	11.00	10.00	12.00	#N/D	11.00	1.41
59	Guineo Verde	Unidad	6.00	6.00	6.00	5.00	6.00	5.00	5.00	5.57	5.00	6.00	6.00	6.00	0.53
10- Frutas															
60	Aguacate (Benny)	Unidad	65.00	50.00	50.00	40.00	60.00	70.00	50.00	55.00	40.00	70.00	50.00	50.00	10.41
61	Lechosa (Red Lady)Grande	Unidad	70.00	100.00	150.00	60.00	100.00	80.00	80.00	91.43	60.00	150.00	100.00	80.00	29.68
62	Lechosa (Red Lady) Mediana	Unidad	50.00	50.00	60.00	40.00	70.00	30.00	40.00	48.57	30.00	70.00	50.00	50.00	13.45
63	Lechosa (Red Lady) Pequeña	Unidad	25.00	30.00	30.00	25.00	60.00	25.00	35.00	32.86	25.00	60.00	25.00	30.00	12.54
64	Guineo Maduro	Unidad	8.00	7.00		5.00	8.00	5.00	5.00	6.33	5.00	8.00	5.00	6.00	1.51
65	Limón Criollo	Docena	120.00	120.00		100.00				113.33	100.00	120.00	120.00	120.00	11.55
66	Limón Persa	Docena	120.00	120.00	84.00	84.00	120.00	100.00	90.00	102.57	84.00	120.00	120.00	100.00	17.15
67	Melón Cantaloupe Grande	Unidad	60.00	80.00	100.00	60.00	80.00	50.00	90.00	74.29	50.00	100.00	60.00	80.00	18.13
68	Melón Cantaloupe Mediano	Unidad	40.00	60.00	75.00	40.00	50.00	35.00	70.00	52.86	35.00	75.00	40.00	50.00	15.77
69	Naranja Agria	Docena	180.00	240.00	200.00	180.00	250.00	240.00	200.00	212.86	180.00	250.00	180.00	200.00	29.84
70	Naranja Valencia	Docena	120.00	180.00	150.00			120.00	150.00	144.00	120.00	180.00	120.00	150.00	25.10
71	Piña Grande	Unidad	80.00	100.00	75.00	80.00	60.00	70.00	90.00	79.29	60.00	100.00	80.00	80.00	13.05
72	Piña Mediana	Unidad	50.00	60.00	35.00	50.00	40.00	50.00	70.00	50.71	35.00	70.00	50.00	50.00	11.70
73	Sandía Fonda Grande	Unidad	250.00	300.00	250.00	175.00	200.00	250.00	350.00	253.57	175.00	350.00	250.00	250.00	58.50
74	Sandía Fonda Mediana	Unidad	200.00	150.00	150.00	100.00	150.00	200.00	250.00	171.43	100.00	250.00	150.00	150.00	48.80
75	Sandía Fonda Pequeña	Unidad	150.00	100.00	100.00	75.00	100.00	150.00	200.00	125.00	75.00	200.00	100.00	100.00	43.30
76	Chinola	Docena	180.00	160.00	150.00	150.00	150.00	150.00	170.00	158.57	150.00	180.00	150.00	150.00	12.15
77	Zapote Grande	Unidad	40.00	35.00	40.00	25.00	40.00	30.00	45.00	36.43	25.00	45.00	40.00	40.00	6.90
78	Zapote Mediano	Unidad	30.00	25.00	20.00	15.00	25.00	15.00	35.00	23.57	15.00	35.00	25.00	25.00	7.48
79	Mango	Unidad	10.00	25.00	10.00	10.00	15.00	10.00	15.00	13.57	10.00	25.00	#N/D	10.00	#N/D
80	Cereza	Lata 4 kilo	200.00	150.00	125.00	200.00	150.00	250.00		179.17	125.00	250.00	200.00	175.00	45.87

Fuente : Pro- Consumidor Departamento Análisis de Publicidad y Precios

Indica El Establecimiento que Presentó Precio Mínimo.
Indica El Establecimiento que Presentó Precio Máximo.
Indica Que No Estaban Disponibles al Momento Del Levantamiento.